



Phihong Technology 3Q 2023 Investor Conference

22 Nov. 2023





Disclaimer

This presentation contains forward-looking statements which are subject to risks, uncertainties, and assumptions, some of which are beyond our control. Actual results may differ materially from those expressed or implied by these forward-looking statements. Please refer to the information on the MOPS website as the main basis for any adjustments that have been made. (<http://mops.twse.com.tw/mops/web/index>)

The financial figures hereby are based on International Financial Reporting Standards (IFRS) and have been reviewed by auditor.

2023 Quarterly Financial Performance

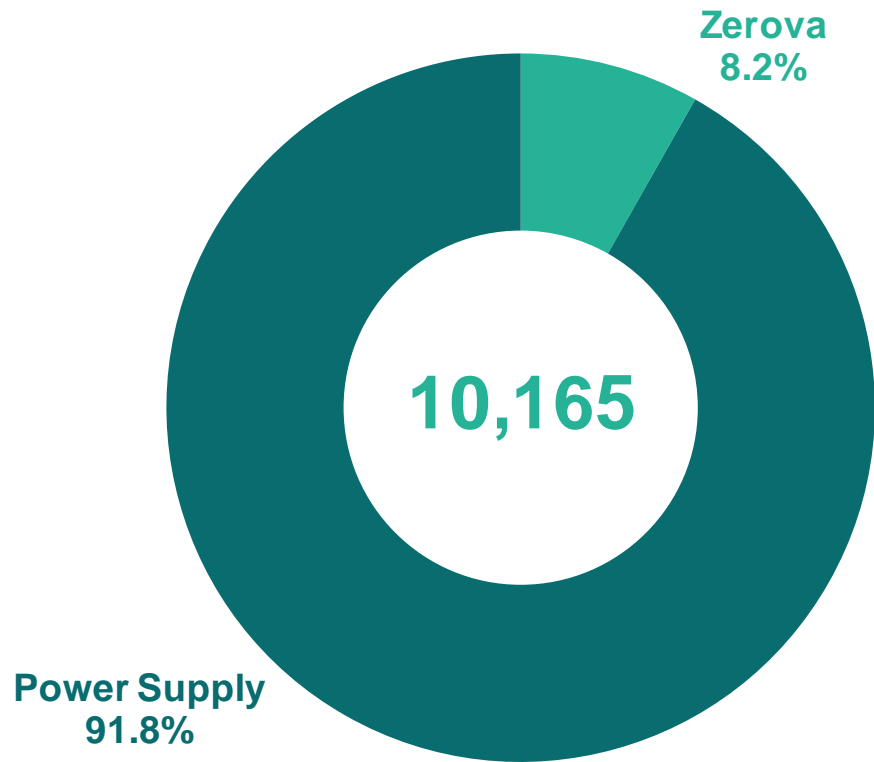
(NTD mm)	3Q2023		3Q2023 Excluding Share Compensation		2Q2023		QoQ	3Q2022		YoY
	Amount	%	Amount	%	Amount	%	%	Amount	%	%
Revenue	3,442	100.0	3,442	100.0	3,194	100.0	7.8	3,804	100.0	(9.5)
COGS	2,473	71.8	2,473	71.8	2,398	75.1	3.1	3,265	85.8	(24.3)
Excluding Share Compensation		0.0	(30)	(0.9)	0	0.0		0	0.0	
Gross Profit	969	28.2	999	29.1	796	24.9	21.7	539	14.2	79.8
Opex	842	24.5	842	24.5	671	21.0	25.5	564	14.8	49.3
Excluding Share Compensation		0.0	(146)	(4.2)	0	0.0		0	0.0	
Operating Income / (Loss)	127	3.7	303	8.8	125	3.9	1.6	(25)	(0.6)	608.0
Other Income	55	1.6	55	1.6	46	1.4	19.6	101	2.7	(45.5)
Profit Before Tax	182	5.3	358	10.4	171	5.3	6.4	76	2.1	139.5
Tax	(80)	(2.3)	(80)	(2.3)	(53)	(1.7)	(50.9)	(52)	(1.4)	(53.8)
Net Income	102	3.0	278	8.1	118	3.6	(13.6)	24	0.7	325.0
EPS	0.27		0.74		0.31			0.06		

2023 1-3Q Financial Performance

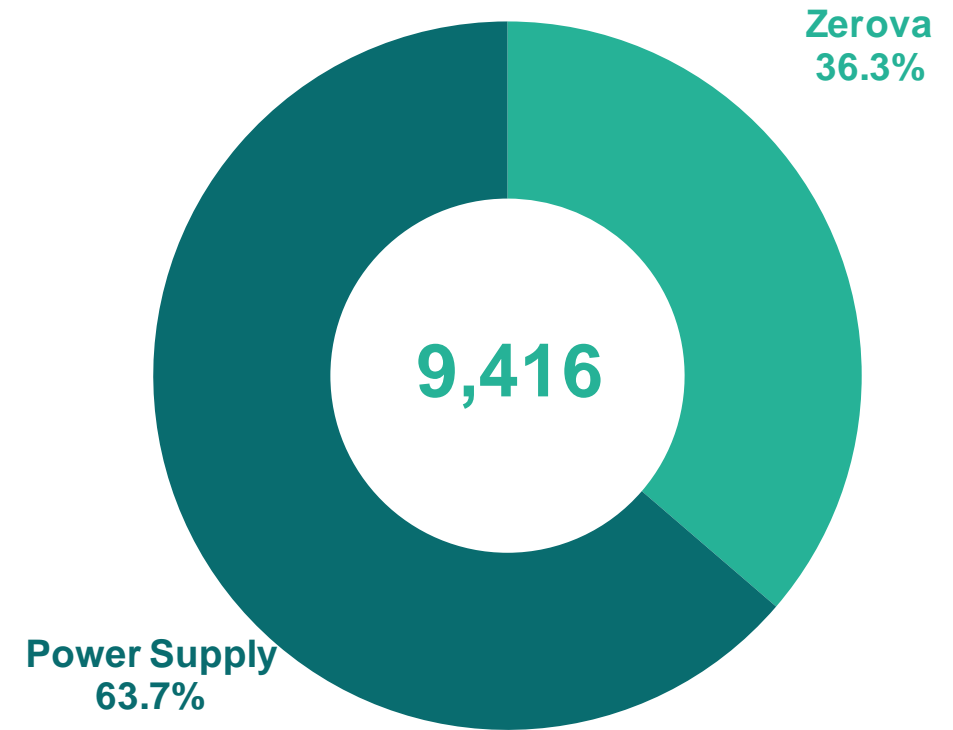
(NTD mm)	2023Q1-Q3		2023Q1-Q3 Excluding Share Compensation		2022Q1-Q3		YoY
	Amount	%	Amount	%	Amount	%	%
Revenue	9,416	100.0	9,416	100.0	10,165	100.0	(7.4)
COGS	6,990	74.2	6,990	74.2	8,813	86.7	(21.0)
Excluding Share Compensation		0.0	(30)	(0.3)	0	0.0	
Gross Profit	2,426	25.8	2,456	26.1	1,352	13.3	81.7
Opex	2,093	22.2	2,093	22.2	1,531	15.1	27.2
Excluding Share Compensation		0.0	(146)	(1.6)	0	0.0	
Operating Income / (Loss)	333	3.6	509	5.5	(179)	(1.8)	384.4
Other Income	120	1.3	120	1.3	237	2.3	(49.4)
Profit Before Tax	453	4.9	629	6.8	58	0.5	984.5
Tax	(190)	(2.0)	(190)	(2.0)	(44)	(0.4)	(331.8)
Net Income	263	2.9	439	4.8	14	0.1	3,035.7
EPS	0.70		1.17		0.04		

Zerova is Driving Growth and Achieving Higher Revenue Contribution

2022 Q1-Q3 (NTD mm)

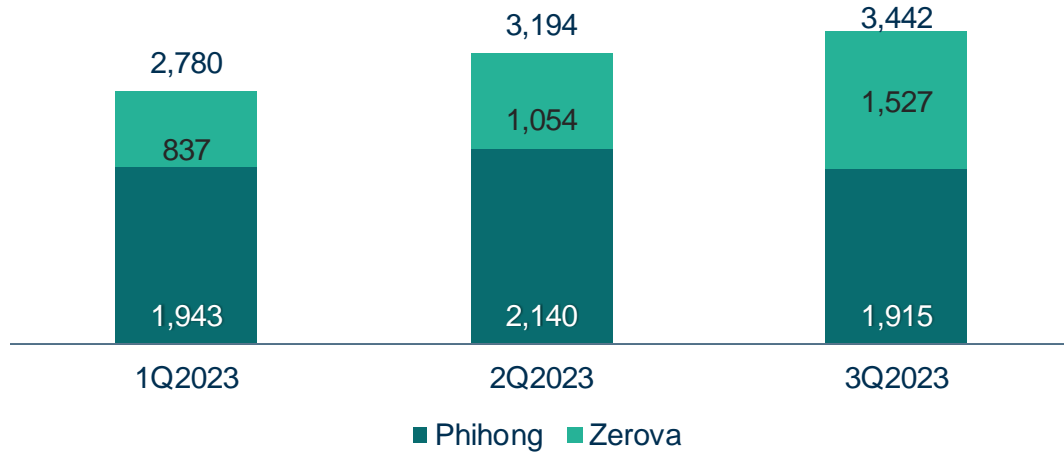


2023 Q1-Q3 (NTD mm)

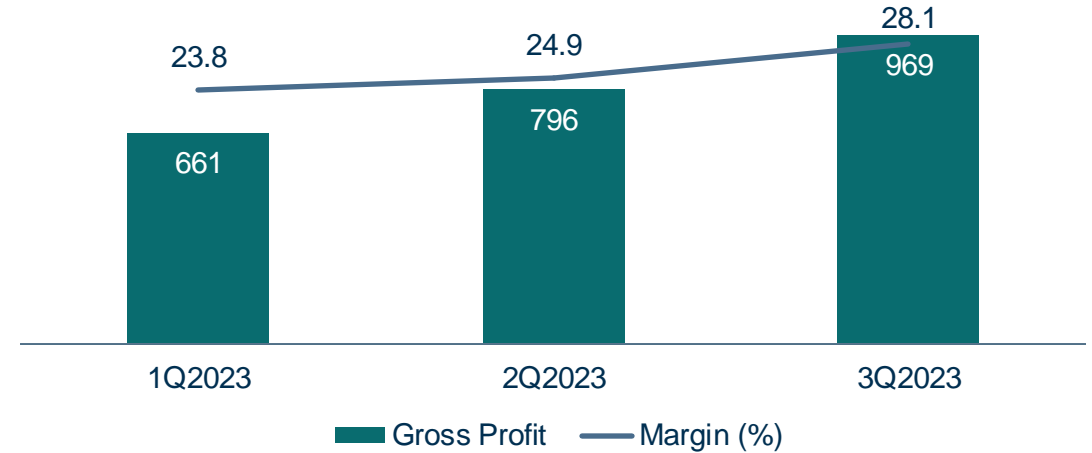


Continued Improvement in Margin Profile and Financial Performance

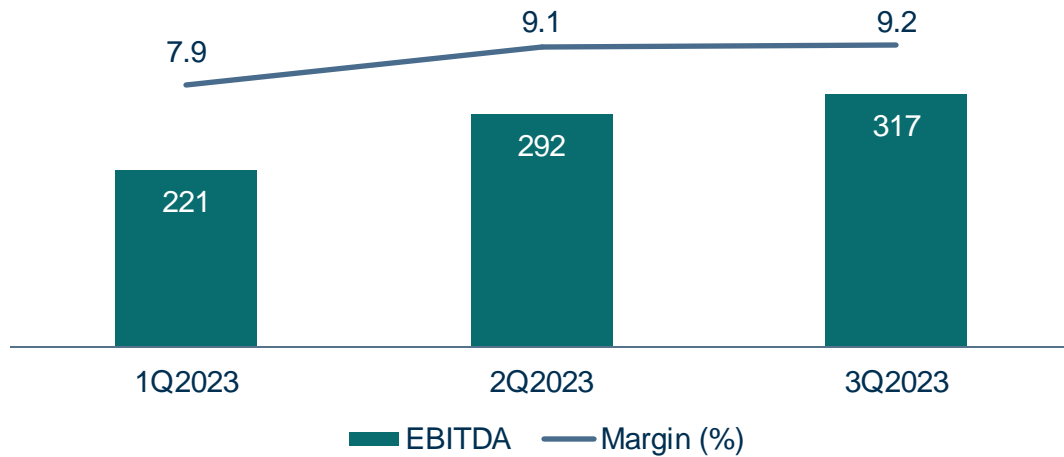
Revenue (NTD mm)



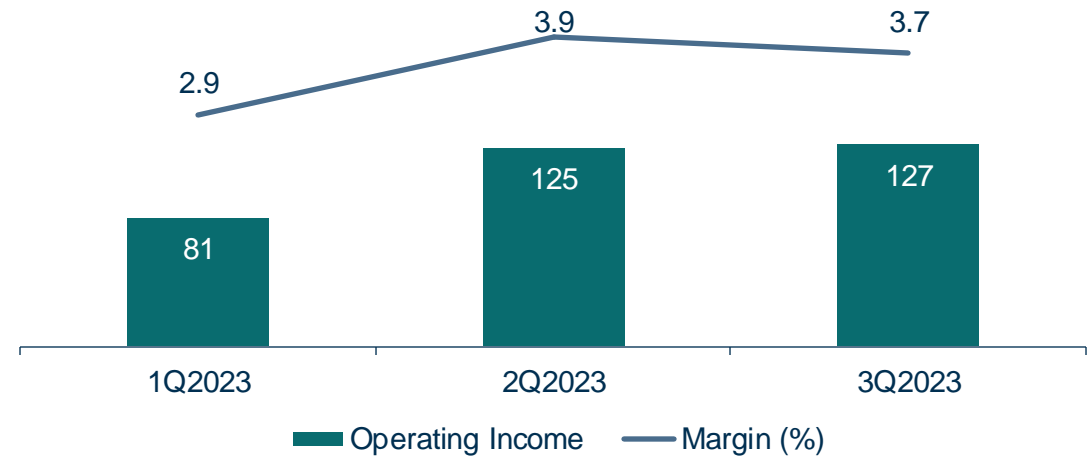
Gross Profit (NTD mm / %)



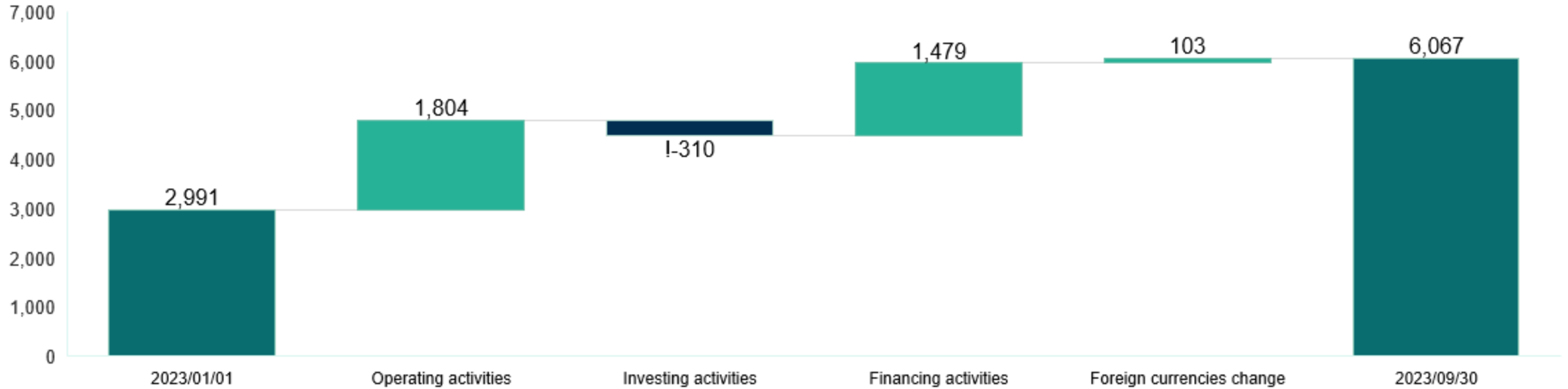
EBITDA (NTD mm / %)



Operating Profit (NTD mm / %)



Significant Enhancement in Cash Flow



(NTD mm)

	1Q	2Q	3Q	1Q-3Q
Net cash generated from (used in) operating activities	113	1,001	690	1,804
Net cash used in investing activities	(92)	(69)	(149)	(310)
Net cash generated from (used in) financing activities	325	1,979	(825)	1,479
Effects of exchange rate changes on the balance of cash held in foreign currencies	(20)	30	93	103
Net increase (decrease) in cash and cash equivalents	326	2,941	(191)	3,076
Cash and cash equivalents at the beginning of the period	2,991	3,317	6,258	2,991

2023 Sustainable Project- 12 Material Topics/ 56 KPIs

- Innovative products and technologies
- Energy resource and greenhouse gases
- Climate change risk management
- Low-carbon product design

Environmental
21 KPIs



Social
20 KPIs

- Workplace safety and health
- Employee care and human rights
- Cultivation of talents



Governance
15 KPIs

- Sustainable supply chain management
- Product quality and responsibility
- Customer relationship management
- Integrity operations
- Operational performance



ESG Awards

2023

- EcoVadis 2023 Sustainability Rating : Bronze Medal
- Ranked Top 「21%-35%」 in the 9th Corporate Governance Evaluation
- CDP (Carbon Disclosure Project) 2022 Climate Change Score : B-
- 2023 Taiwan Corporate Sustainability Awards (TCSA) : Golden Award
- Dongguan Phitek (PHP) achieved Zero Waste To Landfill (UL 2799) Platinum Operations.



2022



- Ranked Top 「6%-20%」 in the 8th Corporate Governance Evaluation
- Responsible Business Alliance (RBA) VAP Silver status PHC & PHP
- Certificate of Talent Quality-management System (TTQS) Silver award
- Taiwan Corporate Sustainability Awards Golden award
- Happiest employees Golden award

2021

- Taiwan Corporate Sustainability Awards, TCSA Silver award
- Happiest employees Golden award
- EcoVadis Silver award

2020

- Ranked Top 「21%~35%」 in the 6th Corporate Governance Evaluation
- Taiwan Corporate Sustainability Awards, TCSA Golden award
- EcoVadis Silver award
- Certificate of Talent Quality-management System, TTQS Bronze award

2019

- Ranked Top 「6%-20%」 in the 5th Corporate Governance Evaluation
- Taiwan Corporate Sustainability Awards, TCSA Silver award
- 1111 Job Bank Happiest employees award

2018

- Ranked Top 「6%-20%」 in the 4th Corporate Governance Evaluation
- Taiwan Corporate Sustainability Awards, TCSA Golden award



發言人信箱：

spokesman@phihong.com.tw

